



# Dump





# The truck that builds America.

Constructed with purpose. Prepared for anything. Our Granite® dump trucks are designed to match the demands of your most severe sites. Because we didn't just build America, we built a reputation as the leaders in construction.

We stand by our trucks and we stand with you to get the job done, no matter what. Here's where that confidence comes from:

---

## LEGENDARY POWERTRAINS

Mack® powertrains are the standard for performance and reliability across a wide range of applications.

---

## BY YOUR SIDE 24/7

Mack Connect, our uptime and productivity solution, brings technology and service professionals together for round-the-clock support.

---

## BEST-IN-CLASS CHASSIS

The Mack *Cornerstone*™ chassis is designed and engineered for the rigors of vocational work and the job at hand—your job.

---

## EASY APPLICATION CONFIGURATION

Industry-leading body builder support and BodyLink™ III wire harness connectors make body hookup easy and reliable.

---

## PURPOSE-BUILT CABS

Tough meets comfortable in Granite's cab. From mirrors to switches to seats, Granite is designed to keep drivers comfortable and get work done.



## Feature

## Mack

## Others

Galvanized steel cab for superior safety and durability.

✓

✗

Complete integrated powertrain of Mack® engines, transmissions and axles works seamlessly for improved efficiency, increased uptime and lower cost.

✓

✗

Lightweight and fuel-efficient Mack *mDRIVE™* AMT and Mack Maxitorque® T300 manual transmission.

✓

✗

Mack axles with unique top-mounted carrier for less driveline friction, maximum durability and superior ground clearance.

✓

✗

Automatic power divider that diverts up to 75% of available power to the wheels with traction, with no driver action required.

✓

✗

Unimax® axles that are maintenance-free while giving drivers exceptional front wheel cuts, clearance and turning radius. 20k and 23k lbs. rating include 5.3" center thickness for high gross weights.

✓

✗

Mack *mRIDE™* next-generation parabolic spring rear suspension with high ground clearance, extreme cross articulation and constant ground contact to maximize traction and improve stability.

✓

✗

Mack Camelback tried-and-true suspension built with increased stability to handle the stress of off-road and severe duty trucking while allowing better steering and reduced tire wear.

✓

✗

Outstanding forward and side visibility for jobsite safety.

✓

✗

24/7 Uptime Support with OneCall® hotline.

✓

✗

GuardDog® Connect proactively monitors engine performance and alerts when there is a potential problem.

✓

✗

Frame ladder with application-specific high-strength steel alloy crossmembers.

✓

✗



# THE TRIED-AND-TRUE PLATFORM.

The Mack® Granite® is the vocational truck you can count on and the best-selling truck in its class\*. We've led the construction industry for over 100 years in reliability, durability and productivity.

## LEGENDARY MP® ENGINES

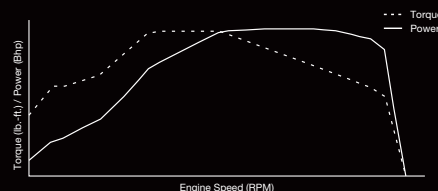
Power is tuned for consistent speed and torque across the wide operating range required for hauling heavy construction loads in any condition.

### MP®7

The updated 11-liter MP®7 engine drops 51 lbs. and gains up to 2.1% in fuel economy while offering up to 425 HP and 1,560 lb.-ft. of torque.

### MP®8

Saving up to 2.5% in fuel and shedding 88 lbs. in weight, Mack's workhorse MP®8 engine offers up to 505 HP and 1,860 lb.-ft. of torque.



Get the right power curve for your needs. Mack's Maxidyne® engine rating has extended RPM ranges and high torque rise for off-road and jobsite use. MaxiCruise® offers both power and economy for off-road and on-highway.

## mDRIVE™ HD AUTOMATED MANUAL TRANSMISSION

Mack's mDRIVE HD automatically selects the best gear for the job—including 13- and 14-speed creeper gears and multi-speed reverse gears—to maximize fuel economy and reduce driver fatigue, all while weighing approximately 150 lbs. less than an automatic transmission.

### 32:1 Gear Ratio

The 14-speed has an extra-deep 32:1 gear ratio that allows for the low-speed creeping needed for controlled dumping.



mDRIVE HD  
Control Panel

### Rolling Start

Allows drivers to go directly from Neutral to Drive without applying the service brake. This eliminates bumps in the paving surface when operating close to a paver.

### Auto Neutral

Improves jobsite safety by automatically shifting into Neutral when the parking brake is set.

### Grade Gripper

Keeps your position steady on an incline for up to three seconds after the brake is released, so there's no dangerous roll backs.

\*Based on IHS Automotive, Polk TIP Net U.S. Class 8 Straight Truck Conventional, 10-liter and larger engines. Report period January 2014 through November 2016.

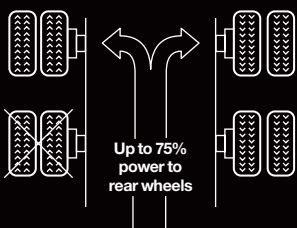
## Granite® Axle Back Day Cab

The Granite comes in true set-forward and set-back front axle positions to allow you to build a dump specific for your needs.



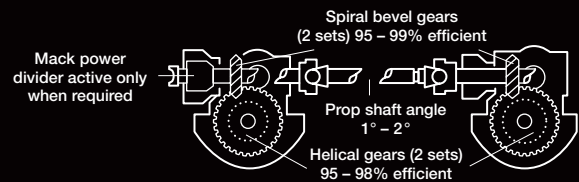
## DRIVELINE AND POWER DIVIDER

Cast ductile iron axle housings and top-mounted carriers stand up to high gross vehicle weight and provide an additional 2" of ground clearance over conventional rear axles. Near-straight driveline angles provide more efficient and reliable performance.

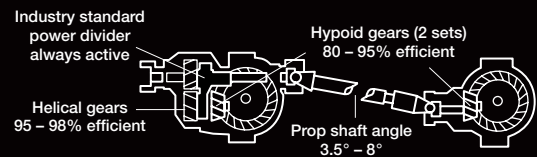


For improved traction, Mack® rear axles feature an automatic interaxle power divider that diverts up to 75% power to wheels with traction. An optional interwheel divider can be used in addition to preserve traction. A power divider lockout disables diverters as needed so all wheels turn equally for traction in severe conditions.

Mack Driveline



Industry Standard Driveline



---

## PURPOSE-BUILT CAB

With best-in-class ground-to-floor height and easy maneuverability, the Granite® cab is built for the jobsite. The sloped hood design, large rear window and side peep window deliver maximum visibility. For added safety, the quiet Granite cab is made from galvanized steel with stair steps (not ladder-design steps) and a full-length grab handle to make entry and exit quick and safe.

### ClearTech™ One

By combining the DPF, SCR system and DEF dosing system into one easy-to-service unit, our single-package exhaust aftertreatment system frees up 11" of frame rail space and cuts 17 lbs.

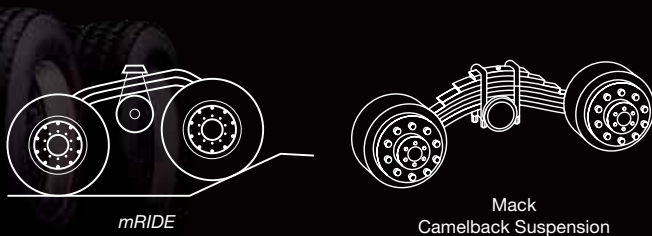
### Clean Back of Cab Exhaust & Packaging

Make more space for body installation with Mack's clean-back-of-cab package. It vertically mounts the exhaust to the rear of the passenger side and keeps all fuel tanks, battery packs and more under the cab on the frame rails.

---

## mRIDE™ AND CAMELBACK SUSPENSION

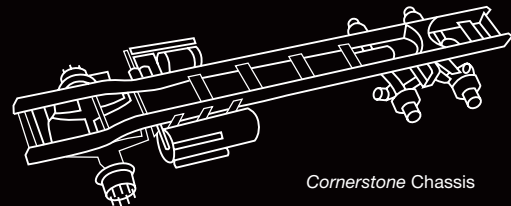
Mack® rear suspensions are designed for the toughness of construction applications and offer best-in-class stability, articulation and roll rate.



---

## CORNERSTONE™ CHASSIS

Granite's proven *Cornerstone* chassis provides rock-solid performance, durability and reliability. The constant frame rail height and high-strength steel alloy design creates a stronger, lighter frame while keeping it higher off the ground for maximum clearance. Each chassis is built with application-specific crossmembers and offered in various thicknesses.



---

## ALL-NEW INTERIORS

### Instrument Panel

Easy-to-read gauges bring important information to the forefront.

### Mack® Co-Pilot™

5" full-color digital display provides enhanced visibility and simpler navigation without distractions.

### Flat-Bottom Steering Wheel

An industry first, the flat-bottom steering wheel allows more clearance for entry or exit.

### Premium Seating

Mack-exclusive seats provide unmatched comfort.





# With Mack® Connect, it's uptime all the time.

Mack's exclusive uptime and productivity solution, Mack Connect, combines intelligent software, predictive analytics, driver assist technologies and more to help you keep your trucks—and your business—moving forward. See the complete list of Mack Connect services at [MackTrucks.com/MackConnect](http://MackTrucks.com/MackConnect).

**800-866-1177**

**MACK ONECALL®  
SUPPORT LINE**

## **Over The Air (OTA) Software & Parameters**


Wirelessly updates software without disrupting your schedules, while increasing operational efficiency and uptime. Requires Mack® GuardDog® Connect.

## **GuardDog® Connect**

Automatically monitors your truck's performance and alerts OneCall® of any maintenance or repair needs. OneCall's 24/7 support leverages Mack ASIST to give drivers, dealers and Uptime Center staff access to the repair information they need—all while you're still on the road.

## **Certified Uptime Centers**

Dealers identify quick fixes and put them in the fast lane for completion, while giving larger repairs the attention they need and putting you back on the road faster.



# Body installation made easy.

## **BodyLink III**

BodyLink III electrical connector simplifies the installation of your body to the chassis. It integrates communication from your body to the truck ECU and is multiplexing-capable without the need to splice wires or compromise quality. Post block terminals are also conveniently located in the top of the dash for additional connection points.

## **Body Builder Support Group**

Mack simplifies support services with a focused body builder group that offers prompt access to Mack experts who can answer questions while spec'ing a truck or during the body upfit process.







**1-800-922-MACK**  
**MackTrucks.com**

©2018 Mack Trucks, Inc.

 [facebook.com/MackTrucks](https://facebook.com/MackTrucks)

 [twitter.com/MackTrucks](https://twitter.com/MackTrucks)

 [youtube.com/MackTrucks](https://youtube.com/MackTrucks)

 [linkedin.com/company/Mack-Trucks](https://linkedin.com/company/Mack-Trucks)

 [instagram.com/MackTrucks](https://instagram.com/MackTrucks)

## **Lastname Truck Sales Inc.**

---

**Phone:** (123) 456-1900

**Fax:** (123) 456-2011

[info@company.com](mailto:info@company.com)

[www.CompanyName.com](http://www.CompanyName.com)